

Van Gogh & Me

by Matthew Gutschick

NOVEMBER 3-12 · BEST FOR AGES 10+

S O C I A L S T O R Y

For more information about our sensory friendly performances or accessible programming, please contact Accessibility Coordinator Fran Sillau at frans@rosetheater.org

Show Sponsored By:



This project is supported by the Jetton Charitable Fund through the Omaha Community Foundation.



I am seeing ***Van Gogh & Me***
at The Rose Theater!



I will go to the Rose Theater.
The outside of The Rose Theater looks like this.

I will walk inside the lobby.



The lobby is a big room where people wait outside the theater.

I will wait in line for my ticket.



I will wait quietly and patiently.

Once we get our tickets, my family and I will have **two choices.**



The first choice is:

We can enter the theater to pick our seats.

The second choice is:

We can wait where it is less crowded
in a green room with a green door.
(This room is called Classroom #2).



I can stay there with my adult until I am ready.

The theater is very large and has a lot of seats.



There might be a lot of people.
I will sit with my family or friends.

We have two choices
when picking our seats.



The first choice is:

My family and I may choose to sit in seats on the first floor.
My family and I can sit anywhere we want to sit.

The second choice is:

My family and I can choose to sit in seats on the second floor.



This floor is called the balcony.
The seats in the balcony are up high.
If we want to sit in the balcony, we will
walk up the stairs in the lobby
and enter the theater upstairs.

Before the show starts,
I can talk to my family and friends.



I will sit in my seat on my back
pockets and keep my hands and feet to myself.

If I need to go to the bathroom before,
after, or during the show,
I will walk back into the lobby
with my grown-up.



I will walk downstairs.
The bathrooms are in the basement.

I can also get **a drink** at the drinking fountain in the basement!



There are also bathrooms on the second floor.

I can use these, too, especially if I am sitting
in the balcony seats.



When I am done with the bathroom,
I will go back to my seat in the theater.

Soon, the lights will get darker and
there will be a pre-show announcement.
This means the show is about to start.



I will be a **good audience member.**
I will be quiet and watch the stage.

Seeing a performance at a theater is like seeing a movie.



In live theater, the people performing
will be right in front of me on stage.
They are called **actors**.


Actors pretend they are characters and tell a story.



The actors perform on a **set** with special scenery, like doors and windows, which help the audience know when and where the story takes place.



Special lights and sounds also help the actors to tell the story.
The lights and sounds won't hurt me.



The sounds that help tell the story
will sometimes be loud.

I know that even though the sounds
can be loud and can feel scary.
None of the noise can hurt me.

If things get too loud or I need to take a break,
I can go to the green room with the green door.
(Classroom 2)



I will walk quietly out of the theater
and back into the lobby with my grown-up.

We can watch the show on a TV screen.
There may be other people in the green room too.



We will sit in the green room until I feel better.

After the show is over, the actors will
come back on stage and bow.
This is called a **curtain call**.



It is nice to clap for the actors.
When we clap, the actors know that
we had fun watching them act!

If it is too loud, I will cover my ears or
hold my grown-up's hand.

Once the curtain call is over, I can ask the actors questions about the show.

There are two ways that I can do this.
The **first way** is that I can stay in the audience and actors on stage can answer questions from kids in the audience.



If I have a question, I will raise my hand and wait to be called on.
There may be lots of other students with questions,
so it is okay if I don't get called on.

The **second way** is that I can go to the yellow room with the yellow door to have my questions answered by actors.

In the yellow room, I will be closer to the actors so I won't need to talk as loud.

There will also be fewer people and it will be less crowded than in the theater.



(An actor from the play Frederick answers questions in costume. The actor will be different for the show I am seeing.)

I can also get an autograph upstairs, if I want.
I will walk out of the theater and walk upstairs to the balcony.
The actors will be there signing autographs.



*(Actors from the play **Pinkalicious**
sign autographs after the show.
The actors will be different
for the show I am seeing.)*

Then I will go home.
I can talk to my family or friends about
the fun things that I saw
in the show at The Rose!





My friends at The Rose Theater hope
I have a great time at the show,
and are looking forward to
seeing me soon!

If you want to know a little more about some of the surprises in



then keep reading!



If you would like to be surprised, stop reading now.



In ***Van Gogh & Me***, Vincent Van Gogh is a painter. Vincent makes a new friend, Adeline Ravoux. Adeline is a 12-year-old girl.

In the play, sometimes Vincent gets frustrated when he is talking to Adeline and Vincent's voice gets louder.

The people on stage are actors and they are pretending.
I do not need to be scared.
I can cover my ears until the voices get softer.



Adeline also has a father whose name is Arthur.

Arthur loves Adeline very much.

He is very busy working at the family's inn and cafe.
There are times when Arthur gets frustrated and Arthur raises his voice when he is talking to Adeline or Adeline's mother.

The people on stage are actors. They are pretending.

I do not need to be scared.


I can cover my ears until the voices get softer.



In ***Van Gogh & Me***, there are two children named Rene Secretan and Cecile Demey. Rene and Cecile sometimes do mean things to make fun of Vincent and Adeline.

Near the end of the play, Rene uses a gun to play a trick and make fun of Vincent. In the play, the gun makes a sound. This sound will not hurt me or the actors.

I can watch for the green glow stick. When I see the green glow stick in the air, I know I should cover my ears. When the glow stick is not in the air, I can uncover my ears.





In the play, Vincent is made fun of for being different.
It is not nice to make fun of anyone for any reason.

We are all different and have special things that we can do for others. I should think about the ways that I can help others.
After the play, I can talk to my family and friends about the ways that I help other people.

Information for Parents

Sensory Guidance:



Best for ages 10 and up
Approximately 60 minutes (without an intermission)

At The Rose Theater, we believe everyone deserves a chance to experience the magic of the theater. Performances and classes are open to children and family members of all abilities. We are committed to removing obstacles and opening up new opportunities for people with disabilities.

The Rose Theater understands that kids on the autism spectrum have unique and varying sensory issues. Sensory accommodations are balanced with preserving the genuine experience desired by all children and families.

Sensory Friendly Performance Accommodations: Not all aspects of the show may be modified due to their relevance to the story, the show's artistic integrity or production constraints. House lights will stay dimly on for the entire show. There will be few modifications to lighting, sound and the performance.

Accommodations for Other Special Needs: Select performances are interpreted for audience members who are deaf or hard of hearing. On select dates, The Rose also offers audio description services for audience members who are blind.

Please be advised: Entering a large auditorium with many people can be challenging for some audience members. The Rose staff tries to provide a supportive and welcoming environment. During the show, audience members are free to visit the Restless Room where they can talk, wiggle, make noise or just "take a break." Please use the side hallways if you must leave during the performance. See the Box Office for information.



A few potential triggers to prepare for in the show include:

- There are times when characters yell because they are frustrated, overworked and stressed.
- Vincent Van Gogh is shown as having symptoms of an unknown mental illness. He sometimes hits his head and mutters to himself.
- Vincent is bullied by some of the children in the town. This bullying includes putting worms in his drink, saying bad things to him, spitting on him, putting a snake on his neck and other unkind behaviors.
- At one point, Vincent is frustrated with another artist's criticism of his work and attacks him. He is pulled off by other characters on stage and no one is hurt.
- A character appears on stage with a gun in his hand and points it at Vincent. There is a tense scene that follows. The gun is fired and the character explains that it is loaded with blanks. No one is injured.
- The story ends well with the Ravoux family accepting Van Gogh, despite his peculiarities. The show does not show his death, but does mention it at the end of the show. The final scene is a bit sad.
- Sensory elements include color projections of Van Gogh's artwork, semi-darkness, and loud voices.

Expect:

A touching story that encourages audiences to show compassion for those with mental illness, to respect each other's differences and to appreciate art.

The production includes a stationary scene of the French countryside and a small inn. The characters move from the inn's sidewalk cafe to Vincent Van Gogh's upstairs room at the inn. You can expect a depiction of Vincent Van Gogh's life as he experiences a difficult time, but manages to find a few friends to help him through. The show does have several conversations about mental illness, as understood during this period in history. The show looks at emotions through art to explore feelings such as friendship, loneliness, sadness, longing, worry, frustration, empathy, and compassion. It also examines the impact bullying can have on others.

Potentially anxious scenes include:


- Adeline's parents are overworked and overtired; they sometimes voice their frustrations through raised voices.
- Adeline's younger sister, Germaine, is sick and cries often, which may worry some audience members.
- Vincent Van Gogh is shy, awkward and misunderstood. At times, he raises his voice in frustration.
- At one point, Vincent attacks another artist who has criticized his artwork by trying to choke him.
- During one scene, the character Rene points a gun at Van Gogh and threatens to shoot him. The gun is fired, but it is revealed that it contains blanks. No one is injured.
- Throughout the play, there are scenes of bullying and cruelty to those who are misunderstood.

Positive Themes:

- Understanding mental illness
- Respecting people's differences
- Appreciating art

How to Prepare for the Story (before the show):

Van Gogh & Me is an original play written by The Rose's artistic director, Matthew Gutschick. This is the debut of the play on stage, making it a world premiere. It is based on a memoir written by Adeline Ravoux, a young girl whose family owned an inn where Vincent Van Gogh lived in the final months of his life. Concerned that the image of Van Gogh that was widely believed by society was incorrect, Adeline wrote her memories of the famous artist as a means of correcting misconceptions.



A number of Van Gogh's most famous paintings make an appearance during the show, including "The Starry Night," "Bedroom in Arles," "Cafe Terrace at Night," "Starry Night Over the Rhone," "The Church at Auvers," "Sunflowers," several self-portraits, and others. Your family may want to look at these images online before coming to the show.

Please see the Going to The Rose Guide on our website for additional information about this show. The Rose also posts conversation starters on our social media sites to help parents discuss the show with their children.

Preparing for The Rose Experience

Adult audience members attending with youth on the autism spectrum and other sensitivity issues may read the following information to prepare for the total experience and excitement at The Rose. These tips are for anyone attending any performances on The Rose stage, not just the sensory friendly performances.

Getting Ready:

- Coming to The Rose can be a special occasion, or a casual family outing, but it's always fun. Some audience members dress up, some do not--it's your choice.
- Food and drink are not allowed in the theater.
- Children can bring comfort toys as needed, as long as their toys also sit quietly during the show. You can bring a camera and take photos in our lobbies, but not inside the theater. Electronic devices must be turned off in the theater.
- Check out the Going to The Rose Guide, Study Guides, Beyond the Curtain children's program and The Rose's social media sites to learn more about the show you're going to see. These are available on The Rose website at www.rosetheater.org.
- Always feel free to call The Rose Box Office at (402) 345-4849 or contact info@rosetheater.org if you have any questions.
- Seating at The Rose is general admission for regular season shows. This means that seats are not assigned, but are available on a first-come, first-served basis. Wheelchair seating is available throughout the theater. If you require a specific space due to your family's needs, please contact The Rose Box Office for accommodations.

Parking:

- Several parking spaces are available for patrons with disabilities directly outside The Rose Theater. Up to six spaces are available on Friday evenings. Ten spaces are available on Saturdays and Sundays.

Before the Show:

- Ushers can answer any questions you may have, including special needs requests such as audio devices for people who are deaf or hard of hearing, information on audio description services for the blind, earplugs for people on the autism spectrum or other sensitivity issues.

Restrooms:

- Wheelchair accessible restrooms are located in the lower lobby and on the mezzanine. Individual, single-user restrooms are available on the mezzanine. An elevator is available for those needing access to the lower lobby and mezzanine levels.



The Restless Room:

- The Restless Room is a special room with a live video feed of the show that may be used at any time during the performance. This room is soundproofed and available for anyone who wants to see the show but needs to make noise. Everyone is welcome in the Restless Room, including people with special needs and infants. The sound and viewing quality of the video feed is not equal to the live experience inside, but it does serve those who want to continue watching the show but need to move around or make noise.

After the Show:

- The cast always returns for a Curtain Call. Prepare for applause!
- When it is time to leave the theater, the crowd can move slowly and there may be lines. If you need to wait for the crowd to thin, you can wait in your seats for a few minutes.
- A child-focused Question and Answer session will take place on the mainstage after the performance. Everyone is welcome to take part in this long-standing Rose tradition.
- Check out The Rose's website and social media to learn more about our upcoming productions, classes, camps, and other programs and give us your feedback after the show.



Performing Arts
FOR CHILDREN AND FAMILIES

www.rosetheater.org